









Shield Accessories	Item Number	Notes
Rock Guard - Polycarbonate 	16051 BBRP For use with: 16030-16038	Feature water-weeping channels for drainage. Easy, two-screw installation. Walk-over rated.
Rock Guard - Cast Brass 	16051 BBR For use with: 16030-16038	Drive-over and walk-over rated up to 4,500 lbs.
Rock Guard 5.9" Dia. 1.686" H  6.97" Dia. 1.29" H  5.9" Dia. 1.686" H 	Integrated LED: 15787 BK For use with: 15767, 15769, 15728, 15748, 15729, 15757, 15758 Retrofit: 15694 AZ For use with: 15194, 15268 Retrofit: 15690 BK For use with: 15088, 15388	Rock Guard/Glare Shield accessory for LED well lights. High-strength, UV and corrosion-resistant polycarbonate housing. Black Polycarbonate finish. Rock Guard/Glare Shield corrosion-resistant for use with incandescent well lights. Architectural Bronze polycarbonate finish. Rock Guard/Glare Shield accessory for incandescent well lights. High-strength, UV and corrosion-resistant polycarbonate housing. Black polycarbonate finish.
Rock Guard - Solid Brass with Clear Lens 4.5" Dia. 1" H 	Retrofit: 15482 CBR For use with: 15481	Rock Guard/Glare Shield accessory for Centennial Brass in-ground fixture. Optional clear lens provided.
Hexcell Louver  	Retrofit: 15634 BK For use with: 15398 15644 BK For use with: 15374 15679 BK For use with: 15092, 15384, 15484, 15494 15680 BK For use with: 15381 15683 BK For use with: 15397 Integrated LED: 16073 BK For use with: 16015-16017 16075 BK For use with: 16018-16020 FM127265 For use with: 15810, 15811, 15826, 15839, 15850, 15870, 16120, 16121, 16125	Expanded aluminum shield with high temperature black finish. Provides maximum glare reduction for accent lights. For glare control if on extreme elevations. Held in place with included reflector. For use with LED Path Lights utilizing the downward module.